

# CGI PAS®

## Production Accounting Solution

PAS® brings productivity and accuracy to production accounting and regulatory reporting.

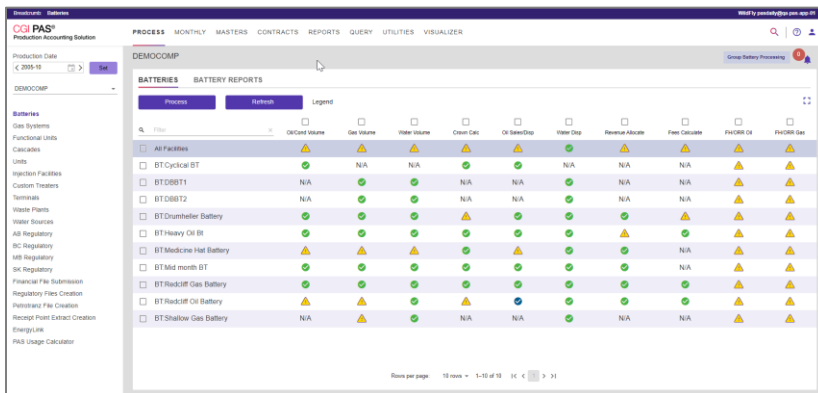
PAS® is a Web-based streamlined Production Accounting system designed by Production Accountants for Production Accountants. PAS® streamlines production accountants' tasks, minimizes errors, and addresses regulatory challenges, even in lean-staffed organizations.

PAS® calculates production volumes, sales volumes, royalties, revenues, facility charges (fees, overhead charges, etc.) and allocates to owners (DOI), purchasers, government agencies and other participants. With the evolving energy industry, accountants, and the systems they use must adapt to increased regulatory demands and asset acquisition/divestiture peaks. Automation is crucial in lean-staffed organizations to minimize errors and meet regulatory requirements.

>2.3 million BOE per day of production in Western Canada flows through PAS®

### Solution Capabilities

PAS® empowers users to swiftly and accurately calculate revenue, FH and ORR royalties, processing fees, and meet unique regulatory requirements specific to Western Canadian oil and gas producers. It's the industry's simplest, most intuitive production accounting system and comes with comprehensive support options.



### The Benefits

**Streamlining tedious data entry**, enabling production accountants to focus on vital tasks like complex allocations and strategic initiatives for maximum value.

**Accelerated acquisition and divestiture processing** ensures accurate revenue, royalty, and processing fee calculations, along with immediate government reporting upon asset acquisition or divestiture.

**Aims for industry-leading compliance** by providing timely, first-to-market updates to reporting in response to evolving regulatory requirements.

**Enables month-end agility**, to easily adapt to changes in facility ownership and product flow throughout the month with its flexible month-end close workflow.

## Intuitive Workflow Saves Time

By clearly indicating what processes are required next with status icons and simple and efficient screen navigation.

## Acquisitions and Divestitures are Streamlined

With an Excel data import / export utility for rapid asset data exchange to maintain accurate accounting.

## Easy to use Query / Custom Reporting

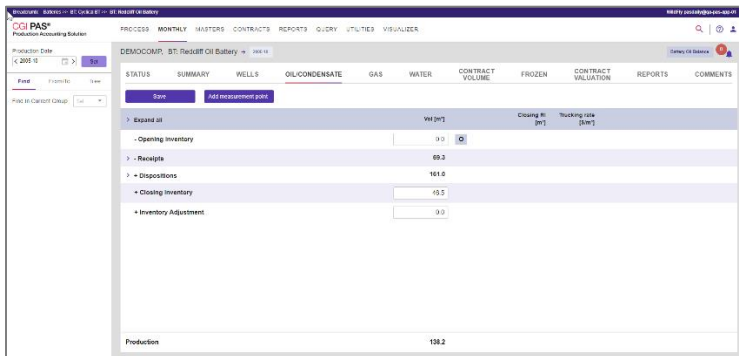
Provides the industry's most efficient self-serve data reporting and export to Excel for further independent analysis.

## Fully Date-effective System

Supports a flexible month end close.

## Comprehensive Reporting with rapid Regulatory Updates

Provides industry- leading compliance certainty as government requirements evolve. Comprehensive reporting is available for partners, government regulators, and audit purposes – in PDF, CSV, XML and HTML formats.



The screenshot displays the CGI PAS Production Accounting Solution interface. The main report is titled 'DEMOCOMP - ST. Raskoff Oil Battery' and shows a 'Production Date' of '1/1/2024'. The report is organized into sections: 'STATUS', 'SUMMARY', 'WELLS', 'OILCONDENSATE', 'GAS', 'WATER', 'CONTRACT VOLUME', 'FROZEN', 'CONTRACT VALUATION', 'REPORTS', and 'COMMENTS'. The 'SUMMARY' section is expanded, showing a table with columns for 'Expense all', 'Opening Inventory', 'Receipts', 'Dispositions', 'Closing Inventory', and 'Inventory Adjustment'. The 'Production' total is 138.2.

Expense all	WT (m³)	Closing IN (m³)	Tracking rate (m³)
- Opening Inventory	9.0		
- Receipts	89.3		
- Dispositions	161.0		
+ Closing Inventory	15.2		
+ Inventory Adjustment	9.0		
Production	138.2		

## Key Differentiators

- **PAS® stays modern** by tapping into CGI's global expertise, adopting new architecture and user experiences with evolving technology, all while ensuring compliance with regulatory standards.
- **User-Centric Development:** In keeping in mind the user, CGI is engaging world class user experience experts in the development of the experience for PAS®; additionally, there are monthly User Group Meetings for continuous client engagement and feedback.
- **Visualizer:** The PAS® Visualizer is a tool that allows for PAS® network visualization.
- **REST APIs:** Allowing for both easy integration with other systems and systems agnostic data analytics.
- **Reporting:** PAS® has extensive reporting capabilities with over 100 standard reports available.



## The Benefits

**Full integration** with other CGI solutions and has flexible architecture to integrate with other applications.


**Cloud-based infrastructure** minimizes deployment and IT maintenance costs, accelerating implementation.

**Advanced cybersecurity** for data protection and business continuity.

- **Regulatory Compliant:** PAS® is regulatory compliant in Canada, and we continue to showcase we understand these regulatory requirements by ensuring that our 5-year product roadmap is reflective of upcoming changes.
- **Integration:** PAS® integrates with CGI's existing applications. It also provides robust import/export functionality.
- **Auditable and Transparent:** PAS® allows for the clear segregation of field and production duties from the responsibilities of the asset team. It also provides full traceability and auditability by saving user changes to the audit tables at all levels.
- **Annual Releases:** Ensures that PAS® is current with industry standards, developments, and enhancements.
- **Intelligent Automation:** Robotics Process Automation (RPA) coupled with PAS® grants clients the capacity to engage in analytics, stimulate productivity, actualize projects of benefit, and focus on development.



On average, our clients achieve a 30% increase in efficiency



## Solutions that work in Synergy

### RMS (Royalty Management System)



PAS® can add more value to our clients by working closely with our RMS (Royalty Management System) solution. The volumetric information is processed through PAS® and uploaded into Petrinex.

The Crown then processes the Petrinex information, creates the Crown Royalty invoice files and sends them to the client via Petrinex. The invoice files are picked up by the client and imported into RMS.

When there is a connection between PAS® and RMS, RMS can do the following:

- Compare the production reported on the crown invoice against the production submitted to Petrinex and create a report for Crown Interest and Product Variance.
- Look up the streams that are reported on the invoice in PAS®; find the applicable cost center, bring the cost center into RMS, and link the cost center to the stream.

## About CGI

Founded in 1976, CGI is among the largest IT and business consulting services firms in the world.

We are insights-driven and outcomes-based to help accelerate returns on your investments. Across hundreds of locations worldwide, we provide comprehensive, scalable and sustainable IT and business consulting services that are informed globally and delivered locally.

Learn more at [cgi.com/energyfuture](https://cgi.com/energyfuture) or contact [energyfuture@cgi.com](mailto:energyfuture@cgi.com).